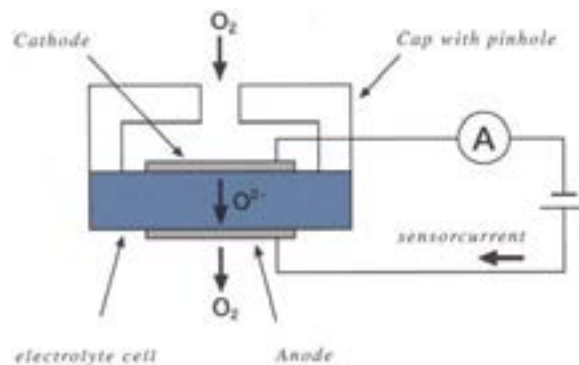


## Mini Oxygen Sensor Cable Mount SO-E2-XXX-AXXXC

- Measuring ranges 10ppm to 96% oxygen
- High accuracy
- Stable Sensor characteristic across range
- Sensor signal not affected by temperature
- Minimal interference with other gases
- Long service life
- Low drift with single point calibration
- Low temperature Zirconium Dioxide ( $ZrO_2$ ) technology
- Surface temperature <70degC in operation
- Optional electronics control board with industry standard outputs
- Negligible pressure influence at atmospheric pressure



### Applications

#### Medical

- Oxygen concentrators
- Incubators

#### Laboratory

- Inert gas processing cabinets (glove boxes)
- Incubators (controlled bacterial growth)

#### Food industry

- Packaging
- Controlled food testing
- Monitoring fruit ripening processing (storage / transport)

#### Measuring instrumentation

- Oxygen meters (stationary / portable)
- Measurements under controlled  $O_2$  content
- Air conditioning and ventilation

#### Security technology/Monitoring

- Fire protection (increased  $N_2$  atmosphere e.g., server rooms)
- Greenhouses, wine cellar
- Gas storage, refineries
- Diving
- Fermentation units

#### (Electrical-) industry

- Inert gas processing machines and cabinets
- Inert gas welding monitoring
- Storage with increased  $N_2$  atmosphere (oxidation prevention)
- Drying units
- Nitrogen concentrators

## Characteristic Data

Measuring Gas	Measuring Principle
Oxygen O <sub>2</sub> concentration	Limiting Current Zirconium Dioxide Sensor

Measuring ranges				
Sensor part number	Measuring range	Output current	At gas composition	Sensor bias voltage
SO-E2-010-AXXXC	0.01 % O <sub>2</sub> – 1.0 % O <sub>2</sub>	150 µA – 250 µA	1.0 % O <sub>2</sub> , remainder N <sub>2</sub>	0.75 volt
SO-E2-020-AXXXC	0.01 % O <sub>2</sub> – 2.0 % O <sub>2</sub>	150 µA – 250 µA	2.0 % O <sub>2</sub> , remainder N <sub>2</sub>	0.75 volt
SO-E2-050-AXXXC	0.05 % O <sub>2</sub> – 5.0 % O <sub>2</sub>	150 µA – 250 µA	5.0 % O <sub>2</sub> , remainder N <sub>2</sub>	0.80 volt
SO-E2-250-AXXXC	0.10 % O <sub>2</sub> – 25.0 % O <sub>2</sub>	100 µA – 200 µA	20.9 % O <sub>2</sub> , remainder N <sub>2</sub> (air)	0.85 volt
SO-E2-960-AXXXC	1.00 % O <sub>2</sub> – 96.0 % O <sub>2</sub>	15 µA – 30 µA	20.9 % O <sub>2</sub> , remainder N <sub>2</sub> (air)	1.60 volt
*Operation outside the specified measuring range can cause a permanent damage of the electrode				

Accuracy, reproducibility and response time		
Sensor part number	Accuracy	Reproducibility
SO-E2-010-AXXXC	+ 100 ppm O <sub>2</sub>	< 100 ppm O <sub>2</sub>
SO-E2-020-AXXXC	+ 200 ppm O <sub>2</sub>	< 100 ppm O <sub>2</sub>
SO-E2-050-AXXXC	+ 500 ppm O <sub>2</sub>	< 250 ppm O <sub>2</sub>
SO-E2-250-AXXXC	+ 0.25 % O <sub>2</sub>	< 0.1 % O <sub>2</sub>
SO-E2-960-AXXXC	+ 1.00 % O <sub>2</sub>	< 0.2 % O <sub>2</sub>

Sensor voltage / heating voltage / power consumption / heater cold resistance	
Sensor voltage:	0.7 to 1.6 vol
Heating voltage:	3.6 - 4.4 volts
Power consumption:	1.3 to 1.8 watts (depends on application and packaging)
Cold resistance:	R <sub>(25°C)</sub> = 3.25 Ω ± 0.20 Ω

Warm up time	Response time (t <sub>90</sub> )
Min. 30 s	2 to 25 seconds (depends upon gas exchange and flow)

Maximum permissible operating temperature
200degC limited by cable assembly

Permissible volumetric flow rate (purging the sensor)
Maximum flow rate depends on the way of purging the sensor (sensor in direct gas flow, gas beam shape, etc.) and the size of the measuring chamber.

Lifetime (MTTF)
~ 20.000 hours (Depending on measuring medium. Stated lifetime refers to a heated, operated sensor of type SO-AO-250 and SO-AO-960. A failure or reaching the lifetime typically means a slight deviation from the dispatch specifications).

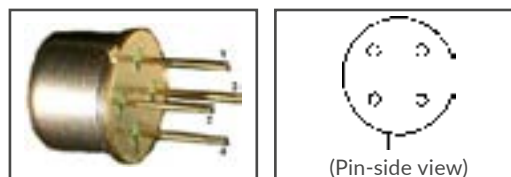
Vibration resistance
Sensors meet the European Norm EN60068-2-6 (Sinusoidal vibration tests).

Output characteristic
$I_s(O_2) = -k \cdot \ln \left( 1 - \frac{[O_2]}{100} \right)$
$I_s(O_2)$ Sensor current in µA $[O_2]$ Oxygen concentration in % $k$ specific constant of sensor

## Pin Connection Standard Housing

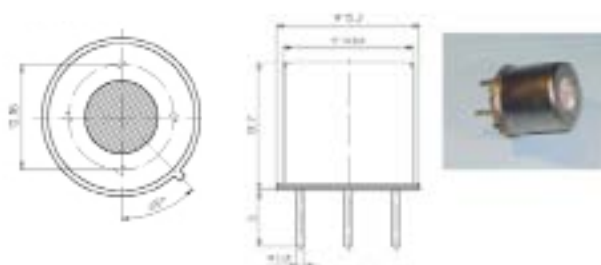
Standard housing TO8 (SO-E2-xxx)

1. H+ (HS+)
2. H- (HS-)
3. Sen+
4. Sen-



Housing Types		
Type	Housing	Dimensions
SO-E2-xxx	TO8	Ø 15.3 mm; H= 13.7 mm; pin distance 7.18 mm

Temperature of the housing during operation		
Type	Housing	Max. temperature
SO-E2-xxx	TO8	70 °C
(Measured at ambient temperature of 25°C)		



Cable Information			
Type	Cable Length (mm)	Operating Temperature degC	Plug Connector
SO-xx-xxx-A100C	100	200 (*)	Rast 2,5
SO-xx-xxx-A300C	300	200 (*)	Rast 2,5
*Operating temperature of the sensor is limited by the temperature resistance of the cable assembly or by the use of an optional Teflon filter.			

## Part number ordering information

Sensor part number	Measuring range
SO-E2-010-AXXXC	0.01 % O <sub>2</sub> – 1.0 % O <sub>2</sub>
SO-E2-020-AXXXC	0.01 % O <sub>2</sub> – 2.0 % O <sub>2</sub>
SO-E2-050-AXXXC	0.05 % O <sub>2</sub> – 5.0 % O <sub>2</sub>
SO-E2-250-AXXXC	0.10 % O <sub>2</sub> – 25.0 % O <sub>2</sub>
SO-E2-960-AXXXC	1.00 % O <sub>2</sub> – 96.0 % O <sub>2</sub>
*Operation outside the specified measuring range can cause a permanent damage of the electrode	

## For electronics control board option see Datasheet “GSB- Generic Sensor Board”

Generic Sensor Board (GSB) provides a standard connection for board (solder) or cable mount sensors. Power supply: 6-25VDC. Linear signal outputs: 0-5VDC, 4-20mA and digital RS232 outputs

### Optional:

Digital I/O open collector outputs  
Custom electronics board



CAUTION

SENSORE Electronic GmbH is part of the Process Sensing Technologies Group (PST).

As customer applications are outside of PST control, the information provided is given without legal responsibility. Customers should test under their own conditions to ensure the equipment is suitable for the intended application(s).

We adopt a continuous development program which sometimes necessitates specification changes without notice.

For technical assistance or enquiries about other options, please contact us here:

[sensors@processsensing.com](mailto:sensors@processsensing.com)

Aufeldgasse 37-39 | A-3400 Klosterneuburg  
Tel. +43 2243 450-0

© 2023 Process Sensing Technologies